



Coimisiún na Scrúduithe Stáit  
State Examinations Commission

Junior Certificate Examination, 2013  
Sample Paper

Mathematics  
(Project Maths – Phase 1)

Paper 2

Higher Level

Time: 2 hours, 30 minutes

300 marks

Examination number
--------------------

Centre stamp
--------------

Running total	
---------------	--

For examiner			
Question	Mark	Question	Mark
1		11	
2		12	
3		13	
4		14	
5		15	
6		16	
7		17	
8			
9			
10		Total	

Grade
-------

## Instructions

There are 17 questions on this examination paper. Answer **all** questions.

Questions do not necessarily carry equal marks. To help you manage your time during this examination, a maximum time for each question is suggested. If you remain within these times, you should have about 10 minutes left to review your work.

Write your answers in the spaces provided in this booklet. There is space for extra work at the back of the booklet. You may also ask the superintendent for more paper. Label any extra work clearly with the question number and part.

The superintendent will give you a copy of the *Formulae and Tables* booklet. You must return it at the end of the examination. You are not allowed to bring your own copy into the examination.

Marks will be lost if all necessary work is not clearly shown.


Answers should include the appropriate units of measurement, where relevant.

Answers should be given in simplest form, where relevant.


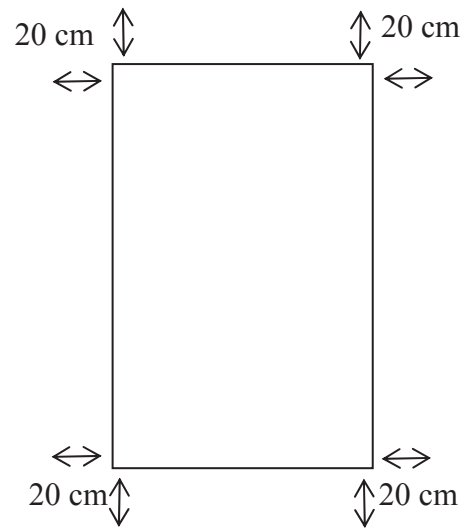
Write the make and model of your calculator(s) here:



(d) Find the volume of air in the tunnel.



(e) To finish, Deirdre constructs a rectangular raised bed of height 25 cm inside the tunnel. There is a space of 20 cm between the bed and each side of the tunnel. The bed is then filled with topsoil. Soil costs €80 per tonne and  $1 \text{ m}^3$  of soil weighs 0.75 tonnes. Find the cost of filling the bed with soil.





**Question 4**

**(Suggested maximum time: 10 minutes)**

35 people coming back from America were asked if they had visited New York, Boston or San Francisco. The results were as follows:

20 had visited New York.

13 had visited Boston.

16 had visited San Francisco.

7 had been to all three cities.

3 had been to both New York and San Francisco, but not Boston.


1 had been to both New York and Boston, but not San Francisco.

8 had been to Boston and San Francisco only.


- (a)** Display this information in a Venn diagram.




- (b)** If one person is chosen at random from the group, what is the probability that the person had not visited any of the three cities?



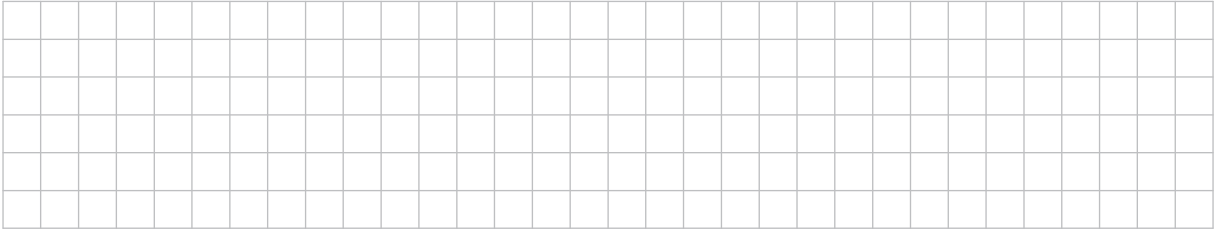
- (c)** If one person is chosen at random, what is the probability that the person had visited New York only?



- (d)** If one person is chosen at random, what is the probability that the person had visited Boston or New York?







(d) John is conducting a survey on computer usage by students at his school. His questionnaire asks the same question. He plans to carry out his survey by asking the question to twenty first year boys on the Monday after the mid-term break. Give two reasons why the results from John's question might not be as representative as those in the histogram.







- (b) If you were to buy a bag of jelly beans which brand would you buy? Give a reason for your answer based on the data provided in the tables. In your explanation you should refer to the **mean** number of jelly beans per bag, and the **range** or **spread** of the number of jelly beans per bag for each brand.

A large grid of graph paper, consisting of 20 columns and 30 rows of small squares, intended for the student to write their answer to the question above.



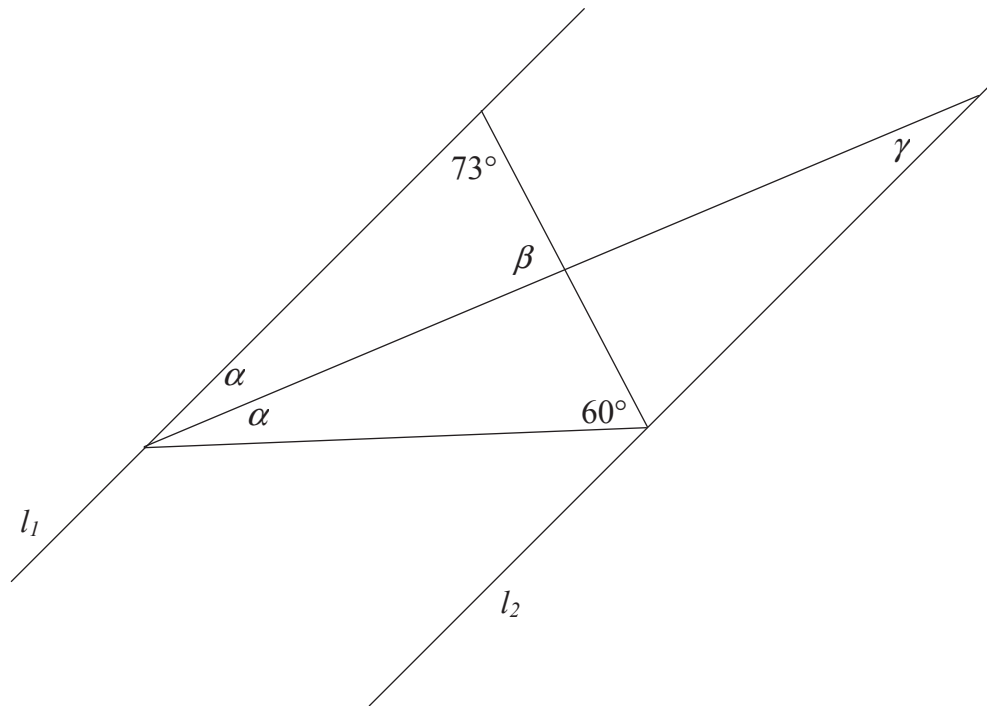




**Question 11**

(Suggested maximum time: 5 minutes)


If  $l_1 \parallel l_2$ , find the sizes of the angles  $\alpha$ ,  $\beta$  and  $\gamma$  in the following diagram.



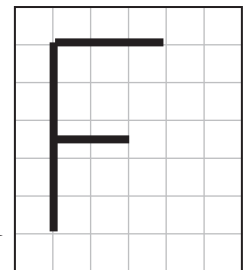
**Question 12**

(Suggested maximum time: 5 minutes)

- (a) The diagram shows a square.  
Draw in all its axes of symmetry.



- (b) Each of the four diagrams A, B, C and D shows the object in **Figure 1** and its image under a transformation. For each of A, B, C and D, state one transformation (translation, axial symmetry or central symmetry) that will map the object onto that image.



**Figure. 1**

<p style="text-align: right;">A</p>	<p style="text-align: right;">B</p>	<p style="text-align: right;">C</p>	<p style="text-align: right;">D</p>
-------------------------------------	-------------------------------------	-------------------------------------	-------------------------------------

A	
B	
C	
D	

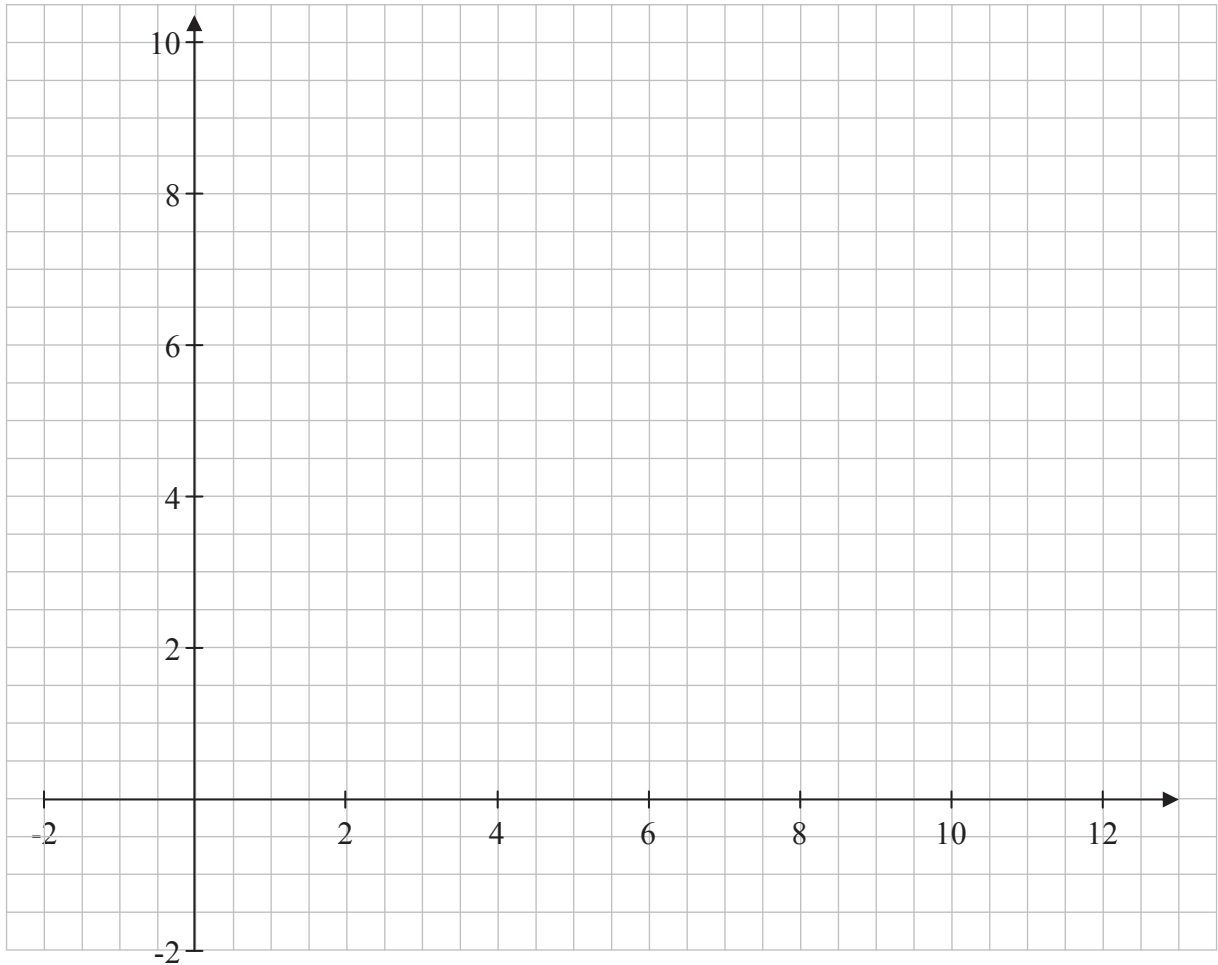
page	running
------	---------

**Question 13**

(Suggested maximum time: 10 minutes)

$A(2, 3)$ ,  $B(10, 4)$ ,  $C(12, 9)$ , and  $D(4, 8)$  are four points.

- (a) Plot the points on the coordinate plane below and join  $A$  to  $B$ ,  $B$  to  $C$ ,  $C$  to  $D$  and  $D$  to  $A$  to form the quadrilateral  $ABCD$ .




- (b) Verify that **one pair** of opposite sides of  $ABCD$  are equal in length.






- (c) By finding  $E$  and  $F$ , the midpoints of  $[AC]$  and  $[BD]$  respectively, verify that the diagonals of  $ABCD$  bisect each other.



- (d) Can you now conclude that  $ABCD$  is a parallelogram? Give a reason for your answer.




**Question 14**

**(Suggested maximum time: 5 minutes)**

The point  $A$  is shown on the coordinate plane.  
The same scale is used on both axes.

- (a) Draw and label a line  $l_1$  through  $A$  which has a slope of  $\frac{1}{2}$ .  
(b) Draw and label a line  $l_2$  through  $A$  which has a slope of  $-2$ .



page	running
------	---------






**Question 17**

**(Suggested maximum time: 5 minutes)**

In the right-angled triangle shown in the diagram, one of the acute angles is four times as large as the other acute angle.

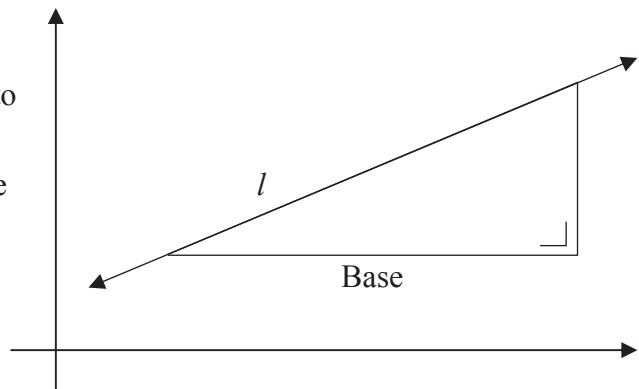
**(a)** Find the measures of the two acute angles in the triangle.



**(b)** The triangle in part **(a)** is placed on a co-ordinate diagram. The base is parallel to the  $x$ -axis.

Find the slope of the line  $l$  that contains the hypotenuse of the triangle.

Give your answer correct to three decimal places.




You may use this page for extra work.



page	running
------	---------


You may use this page for extra work.



You may use this page for extra work.



page	running
------	---------



*Note to readers of this document:*

This sample paper is intended to help teachers and candidates prepare for the June 2013 examination in *Mathematics* under Phase 1 of *Project Maths*. The content and structure do not necessarily reflect the 2014 or subsequent examinations.

For the examination of 2013, Paper 1 will remain unchanged in both content and format.

The number of questions on the examination paper may vary somewhat from year to year.

Junior Certificate – Higher Level

## Mathematics (Project Maths – Phase 1) – Paper 2

Sample Paper, 2013

Time: 2 hours 30 minutes